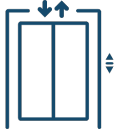






10 York St

10 Units | Senior

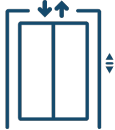




Total Investment from 2020 to 2025: **\$65,568**

	Area of Work	Completed	In Progress	Planned
	Elevators	-	-	-
	Building Systems	-	-	-
	Building Structure & Site	\$65,568	-	-
	Tenant Units	-	-	-
	Accessibility & Sustainability	-	-	-

1194 Commissioners

126 Units | Senior

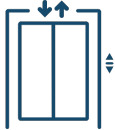




Total Investment from 2020 to 2025: **\$933,541**

	Area of Work	Completed	In Progress	Planned
	Elevators	\$378,557	-	-
	Building Systems	9,021	-	\$700,000
	Building Structure & Site	\$545,962	-	\$300,000
	Tenant Units	-	-	-
	Accessibility & Sustainability	-	-	-

125 Head St

25 Units | Senior






Total Investment from 2020 to 2025: **\$347,671**

	Area of Work	Completed	In Progress	Planned
	Elevators	-	-	-
	Building Systems	-	-	\$30,000
	Building Structure & Site	\$347,671	-	-
	Tenant Units	-	-	-
	Accessibility & Sustainability	-	-	-

136 Albert St

82 Units | Adult

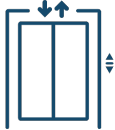




Total Investment from 2020 to 2025: **\$664,792**

	Area of Work	Completed	In Progress	Planned
	Elevators	-	\$302,501	\$197,498
	Building Systems	\$23,837	\$162,016	\$1,032,984
	Building Structure & Site	\$716	\$175,720	\$24,279
	Tenant Units	-	-	-
	Accessibility & Sustainability	-	-	-

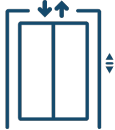




1481 Limberlost

160 Units | Family

Total Investment from 2020 to 2025: **\$1,995,066**

	Area of Work	Completed	In Progress	Planned
	Elevators	-	-	-
	Building Systems	\$473,505	-	\$375,141
	Building Structure & Site	\$1,516,269	\$5,291	\$417,208
	Tenant Units	-	-	-
	Accessibility & Sustainability	-	-	-

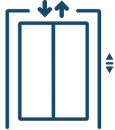




Total Investment from 2020 to 2025: **\$519,658**

	Area of Work	Completed	In Progress	Planned
	Elevators	-	-	-
	Building Systems	\$168,658	-	\$79,717
	Building Structure & Site	\$350,878	-	-
	Tenant Units	-	-	-
	Accessibility & Sustainability	-	-	\$14,191

157 Simpson

21 Units | County

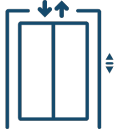




Total Investment from 2020 to 2025: **\$85,569**

	Area of Work	Completed	In Progress	Planned
	Elevators	-	-	-
	Building Systems	\$4,752	-	-
	Building Structure & Site	\$80,817	-	-
	Tenant Units	-	-	-
	Accessibility & Sustainability	-	-	-

170 Kent

212 Units | Senior

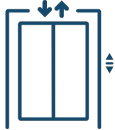




Total Investment from 2020 to 2025: **\$2,820,710**

	Area of Work	Completed	In Progress	Planned
	Elevators	-	\$763	\$564,882
	Building Systems	\$480,858	-	\$1,055,000
	Building Structure & Site	\$844,953	\$305,555	\$2,444
	Tenant Units	-	\$969,744	\$2,277,005
	Accessibility & Sustainability	\$185,599	\$33,235	\$76,606

200 Berkshire

89 Units | Adult

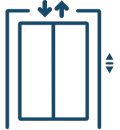




Total Investment from 2020 to 2025: **\$381,895**

	Area of Work	Completed	In Progress	Planned
	Elevators	-	-	\$565,645
	Building Systems	-	\$21,496	\$778,503
	Building Structure & Site	\$362,535	-	\$950,000
	Tenant Units	-	-	-
	Accessibility & Sustainability	-	-	-

202 McNay

252 Units | Senior

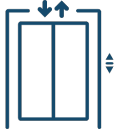




Total Investment from 2020 to 2025: **\$3,165,943**

	Area of Work	Completed	In Progress	Planned
	Elevators	-	-	\$500,000
	Building Systems	\$102,051	\$20,897	\$1,079,102
	Building Structure & Site	\$1,009,337	\$182,547	\$719,952
	Tenant Units	-	\$1,611,854	\$2,783,745
	Accessibility & Sustainability	\$204,218	35,036	\$102,435

2061 Dorchester

16 Units | County

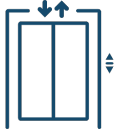




Total Investment from 2020 to 2025: **\$305,997**

	Area of Work	Completed	In Progress	Planned
	Elevators	\$182,607	-	-
	Building Systems	-	-	-
	Building Structure & Site	\$117,705	\$5,685	\$294,314
	Tenant Units	-	-	-
	Accessibility & Sustainability	-	-	-

241 Simcoe

217 Units | Adult

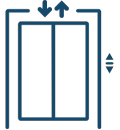




Total Investment from 2020 to 2025: **\$3,995,628**

	Area of Work	Completed	In Progress	Planned
	Elevators	\$382,891	-	-
	Building Systems	\$173,627	\$46,506	\$1,488,493
	Building Structure & Site	\$1,035,869	\$439,825	\$631,401
	Tenant Units	\$1,697,890	-	-
	Accessibility & Sustainability	\$179,017	-	\$120,577

30 Base Line

251 Units | Senior

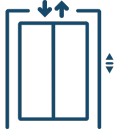




Total Investment from 2020 to 2025: **\$3,194,568**

	Area of Work	Completed	In Progress	Planned
	Elevators	\$12,353	\$392,127	\$7,736
	Building Systems	\$664,198	\$13,399	\$461,600
	Building Structure & Site	\$20,717	\$176,325	\$150,074
	Tenant Units	-	\$1,712,474	\$2,333,475
	Accessibility & Sustainability	\$172,442	\$30,528	\$69,642

345 & 349 Wharnccliffe

290 Units | Adult

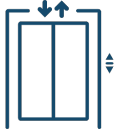




Total Investment from 2020 to 2025: **\$3,103,404**

	Area of Work	Completed	In Progress	Planned
	Elevators	-	-	\$1,131,291
	Building Systems	-	\$49,955	\$1,802,044
	Building Structure & Site	\$7,711	\$384,078	\$54,078
	Tenant Units	\$2,395,939	-	-
	Accessibility & Sustainability	\$257,135	\$8,583	\$152,848

39 Tecumseh

38 Units | Adult

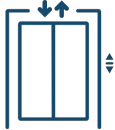




Total Investment from 2020 to 2025: **\$897,802**

	Area of Work	Completed	In Progress	Planned
	Elevators	-	-	-
	Building Systems	\$336,375	-	-
	Building Structure & Site	\$561,427	-	-
	Tenant Units	-	-	-
	Accessibility & Sustainability	-	-	-

580 Dundas

151 Units | Adult

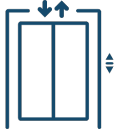




Total Investment from 2020 to 2025: **\$1,696,608**

	Area of Work	Completed	In Progress	Planned
	Elevators	\$376,599	-	-
	Building Systems	\$65,347	\$312,099	\$275,628
	Building Structure & Site	\$28,426	\$192,043	\$800,456
	Tenant Units	\$688,437	-	-
	Accessibility & Sustainability	-	\$33,653	\$122,939

632 Hale

146 Units | Senior

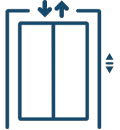




Total Investment from 2020 to 2025: **\$387,453**

	Area of Work	Completed	In Progress	Planned
	Elevators	\$354,401	-	-
	Building Systems	-	\$33,051	\$36,948
	Building Structure & Site	-	-	-
	Tenant Units	-	-	-
	Accessibility & Sustainability	-	-	-

85 Walnut

232 Units | Senior

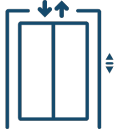



Total Investment from 2020 to 2025: **\$3,035,805**

	Area of Work	Completed	In Progress	Planned
	Elevators	-	\$36,833	\$463,166
	Building Systems	\$805,004	-	\$425,000
	Building Structure & Site	-	\$162,963	\$380,036
	Tenant Units	-	\$1,822,512	\$1,923,737
	Accessibility & Sustainability	\$178,726	\$29,764	\$88,842

872 William

70 Units | Adult

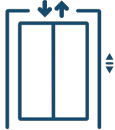




Total Investment from 2020 to 2025: **\$670,702**

	Area of Work	Completed	In Progress	Planned
	Elevators	\$253,079	-	-
	Building Systems	\$15,296	\$400,189	\$427,601
	Building Structure & Site	\$2,136	-	\$300,000
	Tenant Units	-	-	-
	Accessibility & Sustainability	-	-	-

Southdale

207 Units | Family

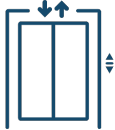




Total Investment from 2020 to 2025: **\$455,534**

	Area of Work	Completed	In Progress	Planned
	Elevators	-	-	-
	Building Systems	\$444,431	\$11,102	\$798,388
	Building Structure & Site	-	-	-
	Tenant Units	-	-	-
	Accessibility & Sustainability	-	-	-

Bella St

51 Units | County

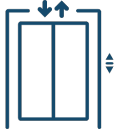




Total Investment from 2020 to 2025: **\$240,998**

	Area of Work	Completed	In Progress	Planned
	Elevators	-	-	-
	Building Systems	\$5,495	-	-
	Building Structure & Site	\$235,503	-	-
	Tenant Units	-	-	-
	Accessibility & Sustainability	-	-	-

Boulee

136 Units | Family

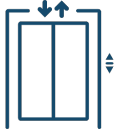



Total Investment from 2020 to 2025: **\$1,610,006**

	Area of Work	Completed	In Progress	Planned
	Elevators	-	-	-
	Building Systems	\$662,969	-	-
	Building Structure & Site	\$947,037	-	\$400,000
	Tenant Units	-	-	-
	Accessibility & Sustainability	-	-	\$37,842

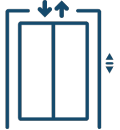




Ellen St

10 Units | County

Total Investment from 2020 to 2025: **\$29,109**

	Area of Work	Completed	In Progress	Planned
	Elevators	-	-	-
	Building Systems	+	-	-
	Building Structure & Site	\$29,109	-	-
	Tenant Units	-	-	-
	Accessibility & Sustainability	-	-	-

Total Investment from 2020 to 2025: **\$998,086**

	Area of Work	Completed	In Progress	Planned
	Elevators	-	-	-
	Building Systems	\$361,241	-	-
	Building Structure & Site	\$604,230	\$32,615	\$267,384
	Tenant Units	-	-	-
	Accessibility & Sustainability	-	-	\$30,611